



# Plastic boxes and drawers

The best solution for storing and classifying small products





Mecalux's range of plastic boxes and drawers keep small, lightweight product in order, in good condition and ready to be picked. These can be combined using either manual storage systems and automatic handling and transport systems.



These different sized boxes and drawers are designed to store all kinds of small, single unit, or odd-shaped products in top condition. Made of a durable, moisture-resistant material, they are easy to reuse.

Frequently used in combination with automatic stacker cranes and conveyor circuits for light loads, they ensure optimal performance of these systems. In these cases, four main factors must be considered: the width of the transportation, the

weight of the unit load, the rigidity of the box's base and the stability of the product inside the container.

In installations where the boxes are handled manually, it is also

necessary to keep their size, ergonomics and weight in mind. On the other hand, if the box remains stationary on the shelves, space must be provided or access to the stored product.



Plastic boxes and drawers by Mecalux are divided into three main groups, with a large variety of shapes and sizes that meet every need and cover all possible uses.

1

**Euroboxes**

All-purpose boxes for both automatic and manual storage systems. They come in standard sizes established by European regulations.



2

**Stackable drawers**

Very useful in standard warehouses where many small SKUs are handled; for example, in spare parts warehouses, workshops, for production processes, etc.



3

**Removable drawers**

Adapted to the shelving units, they provide storage and classification of small objects or items.



# Euroboxes

For optimal performance of automated warehouses handling light loads.

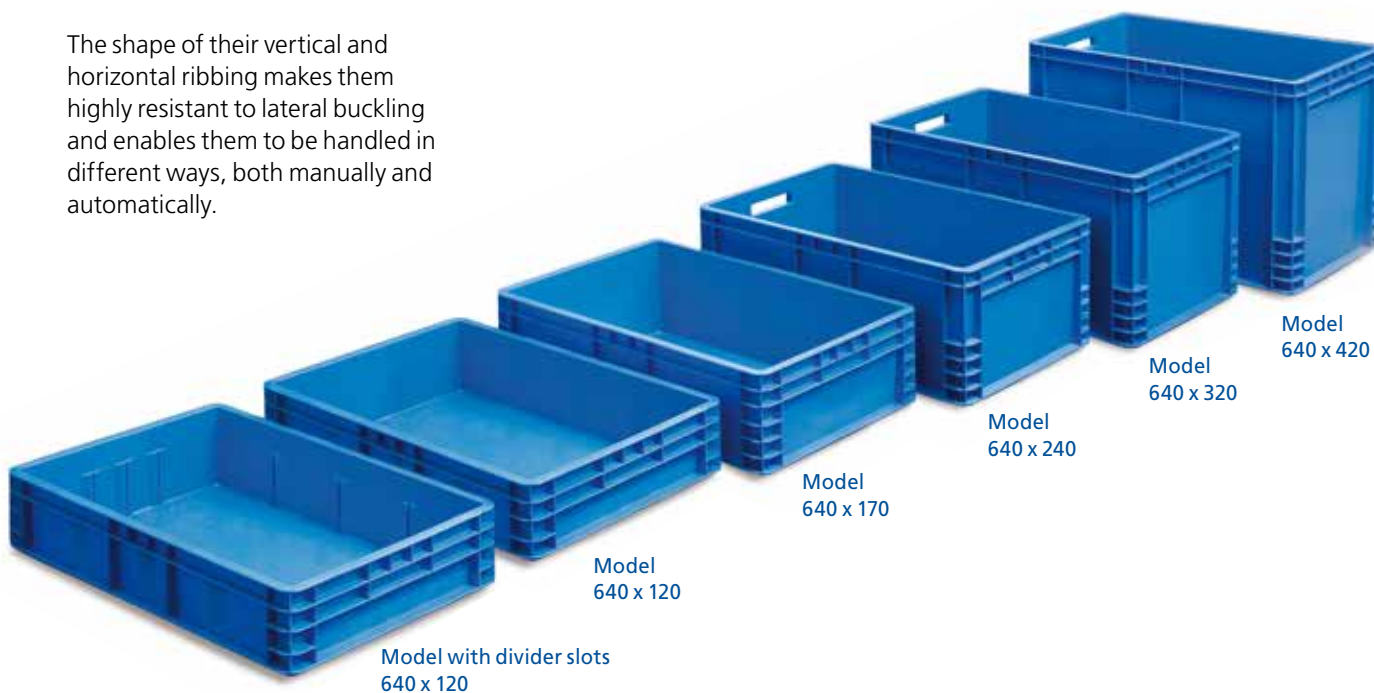


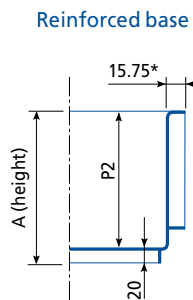
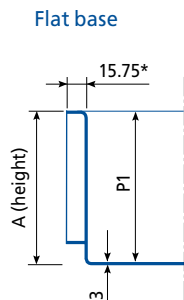
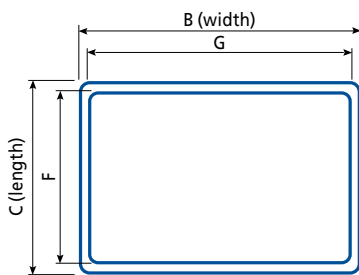
Plastic boxes of different heights are well suited to automated miniload warehouses or other applications. For example, they are great for manual or automated vertical warehouses, box transport systems, as well as manual or live picking since they have fewer drawbacks than certain containers.

The shape of their vertical and horizontal ribbing makes them highly resistant to lateral buckling and enables them to be handled in different ways, both manually and automatically.

These boxes have been designed in accordance with European standards related to Euroboxes, fulfilling the mechanical requirements for their intense use in Mecalux transport and storage systems. In addition, the boxes fit one on top of the other, simplifying proper stacking.

All models have a 600 x 400 mm base. Box heights vary depending on the goods being deposited.





\* Around the perimeter

### Box bases

Choosing Euroboxes with flat or reinforced bases depends on the weight of the product you want to store and its use.

**Box with a flat base.** A flat base is the easiest solution, perfect for light loads or when the boxes must remain stored in place on shelves.

**Box with a reinforced base.** The base has transverse and diagonal ribbing reinforcing it on the outside, which makes it very durable. This box is ideal for automated warehouses and for use with roller and belt conveyor systems.

Model		Outer dimensions			Inner dimensions			
		A	B	C	G	F	P1	P2
CME	640x420	420	600	400	568.5	368.5	417	–
	640x320	320	600	400	568.5	368.5	317	–
	640x240	240	600	400	568.5	368.5	237	–
	640x170	170	600	400	568.5	368.5	167	–
	640x120	120	600	400	568.5	368.5	117	–
Reinforced CME	640x420	420	600	400	568.5	368.5	–	400
	640x320	320	600	400	568.5	368.5	–	300
	640x240	240	600	400	568.5	368.5	–	220
	640x170	170	600	400	568.5	368.5	–	150
	640x120	120	600	400	568.5	368.5	–	100

Dimensions in mm



## Boxes with divider slots (600 x 400 x 120 mm)


### Inner distribution

There are three types of dividers that allow different compartmentalised arrangements inside the box, and which are meant to separate the diverse stored products from each other.

The use of dovetail slots maintains the shape of the compartments.

### Standard distributions


The most common distributions are shown in these six diagrams, which can store up to 12 SKUs in same sized compartments.



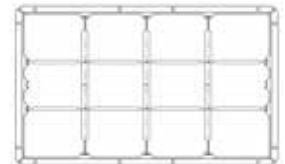
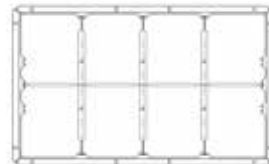

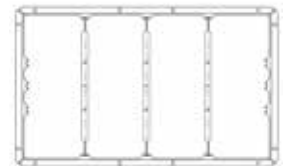

Divider 640 LL



Divider 640 T



Divider 640 LC



### Box lids

Also made of plastic, they keep the box closed and protect the stored product.

On one of its 600 mm sides, the lid has four tabs that fit into slots on the upper edge of the box and act as hinges. Thus, the cover can be opened for direct access to the product without removing it completely.

Boxes with lids can also be properly stacked.



## Using Euroboxes

Euroboxes are suitable for numerous storage and transport solutions.

### Automated miniload warehouse with Euroboxes

In automated storage systems, the box or container plays a crucial role in ensuring proper operations and throughput of the installation.

### Shelving with Euroboxes

In warehouses with pallet racks used for picking, it is possible to use highly-durable Euroboxes with a high load capacity. The boxes can be stacked stably one on top of the other.

### Live picking with Euroboxes

Live storage for picking consists of inclined platforms of wheels or rollers. The goods are introduced into one end and slide via gravity to the opposite side that faces the working aisle.

In live picking racks, each type of box needs a certain distribution and an incline determined both by the characteristics of the material it is made of, as well as its size and weight.

Generally, this solution is combined with roller or belt conveyors that are tasked with connecting work zones, making boxes an excellent transport container.



**Vertical warehouses or  
paternosters with Euroboxes**

Euroboxes are also useful for vertical storage where the stable handling of the box is essential.

In this type of storage, an automatic handler moves individual boxes and trays vertically from the picking station to the desired storage level.

**Picking with Euroboxes**

Another common use for these boxes is for picking orders. Boxes are placed in the picking stations to be filled with the products required for one or more orders, or are placed on carts to deposit products taken off the shelves.



# Stackable plastic drawers

They make it easy to access the products stored inside.



Model 2

Model 3

Model 5




Stackable drawers are made of polystyrene, which guarantees a long service life. They provide an excellent degree of durability to protect stored goods from impacts and the majority of acids and chemicals compounds.

They can be used as an independent sorting and loading unit, or assembled together with a connector to form a compact set of drawers. Inserted into the shelves, they make it quick and easy to locate the stored product.

Model	Width	Depth	Height	Capacity
2	302	450/498	200	22,385 cm <sup>3</sup>
3	210	295/345	200	9,925 cm <sup>3</sup>
4	149	200/240	130	3,042 cm <sup>3</sup>
5	101	140/164	75	746 cm <sup>3</sup>

Dimensions in mm



## Important features of stackable drawers

1. Surfaces are specially prepared for stacking the drawers.
2. Label holders. For the placement of barcodes.
3. Assembly slot.
4. Connectors to reinforce compact drawer blocks (optional).

# Removable drawers

Maximise space by adapting shelving units for picking.

The design of the shape, the reinforcers, the divider slots, the stop system, the label holder, and the sturdy, easy access handle, among other features, make drawers the ideal accessory in picking shelves, storing the smallest products.

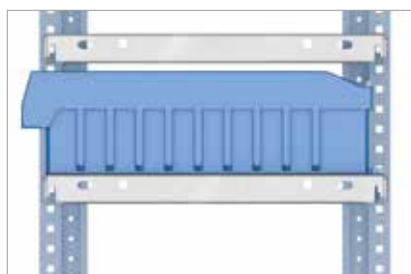
Made of polypropylene, they have a high load capacity and handling durability.

They fit between two shelf panels, catching on the top shelf when they are slid open and downward to remove product. This avoids drawers from falling out and facilitates access to the goods.

An end stop limits the rearward movement of the drawer.



Rear end stop



## Labels

Made of thick paper, these are used to write or stick the stored product's reference number or code on the drawer.



## Transverse dividers

These subdivide the drawer transversely into variable sized compartments. Dividers have label holders depending on the model.



## Longitudinal dividers

Drawers with 246 mm wide fronts can be subdivided into two or three compartments. There are three possible positions for their placement.

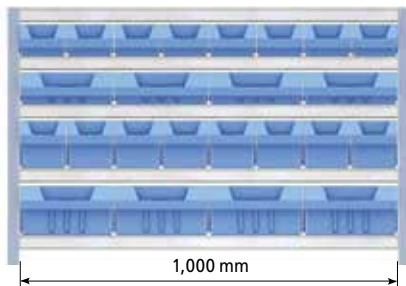


Four different models are available in three depths (300, 400 and 500 mm).

To choose the right model, consider the type of product that needs to be stored and the depth of the shelf.

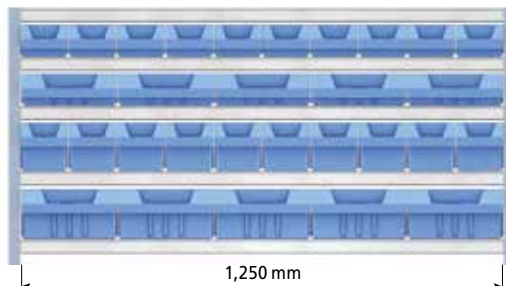
### Drawer capacity by level and their specifications

The distributions shown below are based on Shelving M3 by Mecalux.



Distribution on a 1,000 mm level:

- 4 drawers MA 3024, 4024 or 5024
- 4 drawers MB 3024, 4024 or 5024
- 8 drawers MA 3012, 4012 or 5012
- 8 drawers MB 3012, 4012 or 5012



Distribution on a 1,250 mm level:

- 5 drawers MA 3024, 4024 or 5024
- 5 drawers MB 3024, 4024 or 5024
- 10 drawers MA 3012, 4012 or 5012
- 10 drawers MB 3012, 4012 or 5012



e-mail: [info@mecalux.pl](mailto:info@mecalux.pl) - [mecalux.pl](http://mecalux.pl)

**ЗАВОД**

**ГЛИВИЦЕ**

tel.: (+48) 32-331 69 66

ul. Wyszółkowskiego 125  
44-109 Gliwice

**КОММЕРЧЕСКИЕ ОТДЕЛЫ**

**ВАРШАВА**

tel.: (+48) 22-654 56 81

e-mail: [warszawa@mecalux.com](mailto:warszawa@mecalux.com)

**КРАКОВ**

tel.: (+48) 12-686 38 70 (71)

e-mail: [krakow@mecalux.com](mailto:krakow@mecalux.com)

**ПОЗНАНЬ**

tel.: (+48) 61-665 97 87

e-mail: [poznan@mecalux.com](mailto:poznan@mecalux.com)

**ВРОЦЛАВ**

tel.: (+48) 71-793 88 29

e-mail: [wroclaw@mecalux.com](mailto:wroclaw@mecalux.com)

**ГДЫНЯ**

tel.: (+48) 58-761 80 80

e-mail: [gdansk@mecalux.com](mailto:gdansk@mecalux.com)

**Мecalux присутствует в более чем 70 странах мира**

Офисы в: АРГЕНТИНА - БЕЛЬГИЯ - БРАЗИЛИЯ - ЧЕХИЯ - ЧИЛИ - ФРАНЦИЯ - ИСПАНИЯ - ГОЛЛАНДИЯ - КАНАДА - КОЛУМБИЯ  
МЕКСИКА - ГЕРМАНИЯ - ПЕРУ - ПОЛЬША - ПОРТУГАЛИЯ - СЛОВАКИЯ - ТУРЦИЯ - США - ВЕЛИКОБРИТАНИЯ - ИТАЛИЯ - УРУГВАЙ

